

# SAFETY AND SCHOOL ENVIRONMENT

## Non-CSAP Course Offerings

Your School Offers	does	does not
• art.....	<input checked="" type="checkbox"/>	<input type="checkbox"/>
• drama or theater.....	<input type="checkbox"/>	<input checked="" type="checkbox"/>
• music.....	<input checked="" type="checkbox"/>	<input type="checkbox"/>
• physical education.....	<input checked="" type="checkbox"/>	<input type="checkbox"/>
• opportunity for civic or community engagement.....	<input type="checkbox"/>	<input checked="" type="checkbox"/>
• internet safety program.....	<input checked="" type="checkbox"/>	<input type="checkbox"/>
• International Baccalaureate.....	<input type="checkbox"/>	<input checked="" type="checkbox"/>
• extracurricular activities.....	<input checked="" type="checkbox"/>	<input type="checkbox"/>
• athletics.....	<input type="checkbox"/>	<input checked="" type="checkbox"/>
• preschool program.....	<input checked="" type="checkbox"/>	<input type="checkbox"/>
• full-day kindergarten program.....	<input checked="" type="checkbox"/>	<input type="checkbox"/>
• before-and-after-school care program.....	<input type="checkbox"/>	<input checked="" type="checkbox"/>

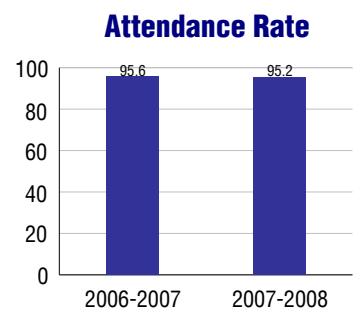
## Safety and Discipline

Safe schools are a top priority for parents, teachers, and communities. Your school safety and discipline record for the 2007-2008 school year is:

Type of Incident	Number of Incidents Reported	Percent of Total Incidents
Substance Abuse - Drugs		
Substance Abuse - Alcohol		
Substance Abuse - Tobacco		
Felony Assaults		
Fights		
Possession of Dangerous Weapons		
Other Violations Code of Conduct	6	100.0%

## Student Attendance and School Calendar

2007-2008	Your School
Enrollment	376
Average Daily Attendance	358
Student Dropouts	N/A



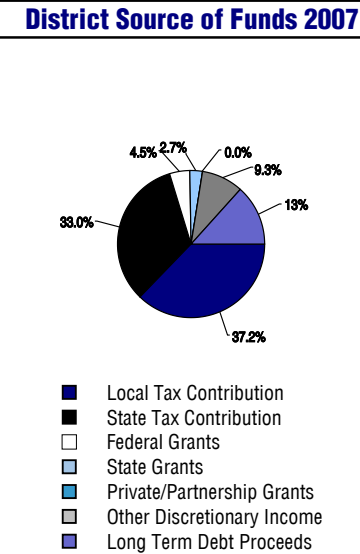
## Student Information Over Time

	2005-2006	2006-2007	2007-2008
Student Enrollment Stability	97.5%	97.2%	97.6%
Students Eligible for Free and Reduced Lunch	3.6 %	3.8 %	5.1 %

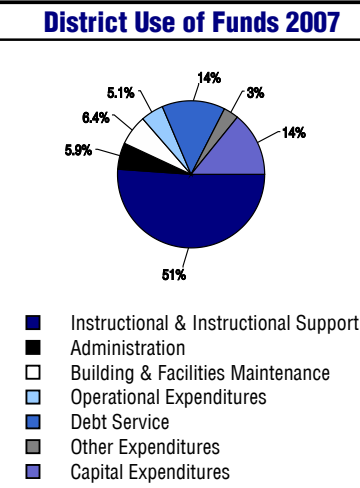
For more information and further details about this report, visit [www.state.co.us/schools](http://www.state.co.us/schools)  
 Colorado Department of Education, 201 East Colfax Ave. Denver, CO 80203  
**Bergen Meadows Primary School**  
 1420/0776/E  
 1892 Bergen Parkway . Evergreen, CO 80439 . 303-982-4918  
 10/20/2008

# DISTRICT TAXPAYER'S REPORT

Sources of School District Revenue	2007
Local Tax Contribution	\$356,019,175
State Tax Contribution	315,431,843
Federal Grants	42,717,586
State Grants	25,793,428
Private/Partnership Grants	171,807
Other Discretionary Income	89,083,874
<b>Total District Operating Revenue</b>	<b>\$829,217,713</b>
Long Term Debt Proceeds	126,985,259
<b>Total District Revenue</b>	<b>\$956,202,972</b>
<b>Total District Operating Revenue Per Pupil =</b>	<b>\$10,226</b>
<b>Total District Revenue Per Pupil (Including Long Term Debt) =</b>	<b>\$11,792</b>
<b>District Per Pupil Operating Revenue =</b>	<b>\$5,933</b>
<b>State Average Per Pupil Operating Revenue =</b>	<b>\$6,080</b>



District Use of Funds	2007
Instructional & Instructional Support	\$480,277,698
Administration	55,768,256
Building & Facilities Maintenance	60,396,294
Operational Expenditures	48,003,486
Debt Service	129,658,039
Other Expenditures	31,926,406
<b>Total District Operating Expenditures</b>	<b>\$806,030,179</b>
Capital Expenditures	133,627,394
<b>Total District Use of Funds</b>	<b>\$939,657,573</b>



## District Debt and Capital Construction & Equipment

Total Outstanding Bonded Debt	\$693,618,979
Average Annual Percentage Interest Rate on Debt	4.67%
Amount Raised from Most Recent Bond	\$323,800,000
Amount Spent on New Buildings During Last 2 Years	\$181,180,849

## Accreditation

Accreditation is Colorado's primary accountability system, incorporating achievement levels, academic growth, achievement gaps, post-secondary readiness, improvement planning, and compliance. The state accredits districts and districts accredit individual schools.

District Accreditation Status for the 2007-2008 school year:

## Voter Approved Funding Changes

Your community did  /did not  hold an election in November 2006


The following items have been approved by voters:

TABOR Override

Bond

Mill Levy Increase

# BERGEN MEADOWS PRIMARY SCHOOL



JEFFERSON COUNTY R-1

<http://jeffco.k12.co.us/>

## School Accountability Report 2007-2008 School Year

### School Performance Summary

**Overall Academic Performance on State Assessments** No Rating

**Academic Growth of Students** No Rating

#### Overall Academic Performance on State Assessments

Each school in the State received a rating of "Excellent", "High", "Average", "Low", or "Unsatisfactory" for student academic performance based on 2007-2008 CSAP and COACT results. The rating is calculated using weighted percentages of each CSAP proficiency level for all content area and grade results for the school, as well as average COACT Reading, Writing, and Math Grade 11 results.

#### Academic Growth of Students

Each school in the State received a rating of "Low", "Typical", or "High" for student academic growth based on CSAP results. The calculation method is new for 2007-2008. The rating is calculated using student percentile scores matched over two years. More information about the Overall Academic Performance rating and Academic Growth of Students calculations can be found here: [http://www.cde.state.co.us/cdeassess/SAR\\_Info.html](http://www.cde.state.co.us/cdeassess/SAR_Info.html).

### Percent Proficient and Advanced for Elementary Grades for All Content Areas

Unavailable

### Student Test Scores Used For Calculating Overall Academic Performance

0.0%	Test Scores Counted
0.0%	Test Scores not used due to Language
0.0%	Test Scores not used due to New Student

## STUDENT PERFORMANCE

These graphs show the percent Proficient and Advanced trends over the past three years for Reading, Writing, and Math. Results are presented for the entire school for all reported grades as well as for different subgroups. Note: \* indicates any group with less than 16 student results to be reported.

### Reading

Unavailable

### Writing

Unavailable

### Math

Unavailable

## SCHOOL INFORMATION

### School Pride (as submitted by your district)

- We use Positive Behavior Support. Students follow the HERD- "Honor all, use Energy everyday, show Respect to all and display Dependability in all they do."
- Only "primary" school in the district offering PK-2nd grade. Our enrollment exceeds 400. Our teachers are excellent and create positive learning environments.
- Our PTA work is extensive, both in fund raising and in volunteer hours. We have joint-use agreements with Evergreen Parks and Rec. for facilities and programs.
- For more information, visit:  
<http://www.jeffcopublicschools.org/schools/profiles/elementary/bergenmeadow.html>

### School Goals (as submitted by your district)

At Bergen Meadow, we strive to ensure that all children receive quality instruction in the five components of reading. Our goal is to make certain that each child has the necessary skills to become a proficient reader. Before a child exits second grade, we want the child to have the reading skills needed to ensure future academic success. We use data to drive our instruction and differentiate to meet the needs of all our learners. Teachers examine three types of reading test scores --DRA 2, BEAR and DIBELS data. The information is used to guide teachers as they make instructional decisions to ensure that each child reaches his/her academic potential.

### No Child Left Behind - Adequate Yearly Progress

Did your school make AYP in reading? N/A Math? N/A  
How many targets does your school have? Met?

Based on this school's academic performance, your child may be eligible for one or more of the following; ask your school if your child qualifies for:

Extra academic instruction either before or after-school, or in the summer  
Mentoring

For additional information regarding Adequate Yearly Progress please visit  
<http://www.cde.state.co.us/FedPrograms/ayp/index.asp>

### How Bergen Meadows Primary School Compares To Elementary Schools Within A 75-Mile Radius

School	Program Type	Academic Performance	Academic Growth
Bergen Valley Intermediate School		Excellent	High
Rocky Mountain Academy Of Evergreen	Charter	Excellent	Typical
King-Murphy Elementary School(1)		Excellent	High
Wilmot Elementary School		Excellent	High
Ralston Elementary School		Excellent	Typical
Parmalee Elementary School		Excellent	Typical
Marshdale Elementary School		Excellent	High
Shelton Elementary School		Average	Typical
Mitchell Elementary School		High	Typical
Red Rocks Elementary School		Excellent	High

1 Located in Clear Creek RE-1 School District.

## ABOUT OUR STAFF

### School Employment

Each year, your district reports to the Colorado Department of Education on the number of adults who work in your school, as well as the type of work they do. Last year, your school employed:

	Your School		District	
	Full Time	Part Time	Full Time	Part Time
Teachers	12	9	4639	387
Paraprofessionals	8	6	1223	1211
Administrators	1	0	420	17
Other Professionals	1	1	709	93
School Support	2	4	1902	668
School Counselors	0	0	139	4
School Librarians	0	1	126	22
<b>Total Staff</b>	43		11454	

### Students per Teacher Ratio

	Student Enrollment	Students per Teacher
Grade 1	113	17.2
Grade 2	103	15.7

### Professional Experience of Teachers

	Your School	District
Average years of teaching experience	11	9
Percent of teachers teaching in the subject in which they received their degree	N/A	N/A
Number of teachers with Masters or Doctoral degrees	15	2928
Teachers with 3 years or more of teaching experience	18	3843
Teachers with less than 3 years of teaching experience	3	1183
Number of professional development days	9	8

### Salaries

	Your School	District	State
Average Teacher Salary	\$54,085	\$52,512	\$47,494
Average Administrator Salary	\$83,305	\$85,523	\$80,444

Principal: Peggy Miller

Number of years as Principal at this school: 6

Number of years as Principal at any school: 16