

Mountain Phoenix Community Elementary


Colorado Student Assessment Program (CSAP)

2010-2011

READING (All Students)

Grade 3 --- All Students	2008-2009		2009-2010		2010-2011	
	Num.	Per.	Num.	Per.	Num.	Per.
Proficient or Above						
Advanced						
Proficient						
Partially Proficient						
Unsatisfactory						
Not Tested						
Number of Students	3**		4**		7**	

No Data Available



Notes:

1. * Indicates statistically significant change from previous year.
2. ** Data not presented as fewer than 16 students are represented.
3. Grades 5, 8, and 10 CSAP Science scores can only be displayed beginning with the 2007-08 school year, due to revised Science standards and CSAP scale scores in 2008.
4. Federal changes to the 2010-11 collection of student race and ethnicity definitions may impact the trending of race and ethnicity data on this report between the school years 2009-10 and 2010-11.

Mountain Phoenix Community Elementary


Colorado Student Assessment Program (CSAP)

2010-2011

READING (All Students)

Grade 4 --- All Students	2008-2009		2009-2010		2010-2011	
	Num.	Per.	Num.	Per.	Num.	Per.
Proficient or Above						
Advanced						
Proficient						
Partially Proficient						
Unsatisfactory						
Not Tested						
Number of Students	8**		5**		5**	

No Data Available



Notes:

- * Indicates statistically significant change from previous year.
- ** Data not presented as fewer than 16 students are represented.
- Grades 5, 8, and 10 CSAP Science scores can only be displayed beginning with the 2007-08 school year, due to revised Science standards and CSAP scale scores in 2008.
- Federal changes to the 2010-11 collection of student race and ethnicity definitions may impact the trending of race and ethnicity data on this report between the school years 2009-10 and 2010-11.

Mountain Phoenix Community Elementary


Colorado Student Assessment Program (CSAP)

2010-2011

READING (All Students)

Grade 5 --- All Students	2008-2009		2009-2010		2010-2011	
	Num.	Per.	Num.	Per.	Num.	Per.
Proficient or Above						
Advanced						
Proficient						
Partially Proficient						
Unsatisfactory						
Not Tested						
Number of Students	3**		9**		5**	

No Data Available



Notes:

1. * Indicates statistically significant change from previous year.
2. ** Data not presented as fewer than 16 students are represented.
3. Grades 5, 8, and 10 CSAP Science scores can only be displayed beginning with the 2007-08 school year, due to revised Science standards and CSAP scale scores in 2008.
4. Federal changes to the 2010-11 collection of student race and ethnicity definitions may impact the trending of race and ethnicity data on this report between the school years 2009-10 and 2010-11.

Mountain Phoenix Community Elementary


Colorado Student Assessment Program (CSAP)

2010-2011

READING (All Students)

Grade 6 --- All Students	2008-2009		2009-2010		2010-2011	
	Num.	Per.	Num.	Per.	Num.	Per.
Proficient or Above						
Advanced						
Proficient						
Partially Proficient						
Unsatisfactory						
Not Tested						
Number of Students	3**		2**		9**	

No Data Available



Notes:

1. * Indicates statistically significant change from previous year.
2. ** Data not presented as fewer than 16 students are represented.
3. Grades 5, 8, and 10 CSAP Science scores can only be displayed beginning with the 2007-08 school year, due to revised Science standards and CSAP scale scores in 2008.
4. Federal changes to the 2010-11 collection of student race and ethnicity definitions may impact the trending of race and ethnicity data on this report between the school years 2009-10 and 2010-11.

Mountain Phoenix Community Elementary


Colorado Student Assessment Program (CSAP)

2010-2011

WRITING (All Students)

Grade 3 --- All Students	2008-2009		2009-2010		2010-2011	
	Num.	Per.	Num.	Per.	Num.	Per.
Proficient or Above						
Advanced						
Proficient						
Partially Proficient						
Unsatisfactory						
Not Tested						
Number of Students	3**		4**		7**	

No Data Available



Notes:

- * Indicates statistically significant change from previous year.
- ** Data not presented as fewer than 16 students are represented.
- Grades 5, 8, and 10 CSAP Science scores can only be displayed beginning with the 2007-08 school year, due to revised Science standards and CSAP scale scores in 2008.
- Federal changes to the 2010-11 collection of student race and ethnicity definitions may impact the trending of race and ethnicity data on this report between the school years 2009-10 and 2010-11.

Mountain Phoenix Community Elementary


Colorado Student Assessment Program (CSAP)

2010-2011

WRITING (All Students)

Grade 4 --- All Students	2008-2009		2009-2010		2010-2011	
	Num.	Per.	Num.	Per.	Num.	Per.
Proficient or Above						
Advanced						
Proficient						
Partially Proficient						
Unsatisfactory						
Not Tested						
Number of Students	8**		5**		5**	

No Data Available



Notes:

- * Indicates statistically significant change from previous year.
- ** Data not presented as fewer than 16 students are represented.
- Grades 5, 8, and 10 CSAP Science scores can only be displayed beginning with the 2007-08 school year, due to revised Science standards and CSAP scale scores in 2008.
- Federal changes to the 2010-11 collection of student race and ethnicity definitions may impact the trending of race and ethnicity data on this report between the school years 2009-10 and 2010-11.

Mountain Phoenix Community Elementary


Colorado Student Assessment Program (CSAP)

2010-2011

WRITING (All Students)

Grade 5 --- All Students	2008-2009		2009-2010		2010-2011	
	Num.	Per.	Num.	Per.	Num.	Per.
Proficient or Above						
Advanced						
Proficient						
Partially Proficient						
Unsatisfactory						
Not Tested						
Number of Students	3**		9**		5**	

No Data Available



Notes:

1. * Indicates statistically significant change from previous year.
2. ** Data not presented as fewer than 16 students are represented.
3. Grades 5, 8, and 10 CSAP Science scores can only be displayed beginning with the 2007-08 school year, due to revised Science standards and CSAP scale scores in 2008.
4. Federal changes to the 2010-11 collection of student race and ethnicity definitions may impact the trending of race and ethnicity data on this report between the school years 2009-10 and 2010-11.

Mountain Phoenix Community Elementary


Colorado Student Assessment Program (CSAP)

2010-2011

WRITING (All Students)

Grade 6 --- All Students	2008-2009		2009-2010		2010-2011	
	Num.	Per.	Num.	Per.	Num.	Per.
Proficient or Above						
Advanced						
Proficient						
Partially Proficient						
Unsatisfactory						
Not Tested						
Number of Students	3**		2**		9**	

No Data Available



Notes:

- * Indicates statistically significant change from previous year.
- ** Data not presented as fewer than 16 students are represented.
- Grades 5, 8, and 10 CSAP Science scores can only be displayed beginning with the 2007-08 school year, due to revised Science standards and CSAP scale scores in 2008.
- Federal changes to the 2010-11 collection of student race and ethnicity definitions may impact the trending of race and ethnicity data on this report between the school years 2009-10 and 2010-11.

Mountain Phoenix Community Elementary


Colorado Student Assessment Program (CSAP)

2010-2011

MATH (All Students)

Grade 3 --- All Students	2008-2009		2009-2010		2010-2011	
	Num.	Per.	Num.	Per.	Num.	Per.
Proficient or Above						
Advanced						
Proficient						
Partially Proficient						
Unsatisfactory						
Not Tested						
Number of Students	3**		4**		7**	

No Data Available



Notes:

- * Indicates statistically significant change from previous year.
- ** Data not presented as fewer than 16 students are represented.
- Grades 5, 8, and 10 CSAP Science scores can only be displayed beginning with the 2007-08 school year, due to revised Science standards and CSAP scale scores in 2008.
- Federal changes to the 2010-11 collection of student race and ethnicity definitions may impact the trending of race and ethnicity data on this report between the school years 2009-10 and 2010-11.

Mountain Phoenix Community Elementary


Colorado Student Assessment Program (CSAP)

2010-2011

MATH (All Students)

Grade 4 --- All Students	2008-2009		2009-2010		2010-2011	
	Num.	Per.	Num.	Per.	Num.	Per.
Proficient or Above						
Advanced						
Proficient						
Partially Proficient						
Unsatisfactory						
Not Tested						
Number of Students	8**		5**		5**	

No Data Available



Notes:

1. * Indicates statistically significant change from previous year.
2. ** Data not presented as fewer than 16 students are represented.
3. Grades 5, 8, and 10 CSAP Science scores can only be displayed beginning with the 2007-08 school year, due to revised Science standards and CSAP scale scores in 2008.
4. Federal changes to the 2010-11 collection of student race and ethnicity definitions may impact the trending of race and ethnicity data on this report between the school years 2009-10 and 2010-11.

Mountain Phoenix Community Elementary


Colorado Student Assessment Program (CSAP)

2010-2011

MATH (All Students)

Grade 5 --- All Students	2008-2009		2009-2010		2010-2011	
	Num.	Per.	Num.	Per.	Num.	Per.
Proficient or Above						
Advanced						
Proficient						
Partially Proficient						
Unsatisfactory						
Not Tested						
Number of Students	3**		9**		5**	

No Data Available



Notes:

1. * Indicates statistically significant change from previous year.
2. ** Data not presented as fewer than 16 students are represented.
3. Grades 5, 8, and 10 CSAP Science scores can only be displayed beginning with the 2007-08 school year, due to revised Science standards and CSAP scale scores in 2008.
4. Federal changes to the 2010-11 collection of student race and ethnicity definitions may impact the trending of race and ethnicity data on this report between the school years 2009-10 and 2010-11.

Mountain Phoenix Community Elementary


Colorado Student Assessment Program (CSAP)

2010-2011

MATH (All Students)

Grade 6 --- All Students	2008-2009		2009-2010		2010-2011	
	Num.	Per.	Num.	Per.	Num.	Per.
Proficient or Above						
Advanced						
Proficient						
Partially Proficient						
Unsatisfactory						
Not Tested						
Number of Students	3**		2**		9**	

No Data Available



Notes:

- * Indicates statistically significant change from previous year.
- ** Data not presented as fewer than 16 students are represented.
- Grades 5, 8, and 10 CSAP Science scores can only be displayed beginning with the 2007-08 school year, due to revised Science standards and CSAP scale scores in 2008.
- Federal changes to the 2010-11 collection of student race and ethnicity definitions may impact the trending of race and ethnicity data on this report between the school years 2009-10 and 2010-11.

Mountain Phoenix Community Elementary


Colorado Student Assessment Program (CSAP)

2010-2011

SCIENCE (All Students)

Grade 5 --- All Students	2008-2009		2009-2010		2010-2011	
	Num.	Per.	Num.	Per.	Num.	Per.
Proficient or Above						
Advanced						
Proficient						
Partially Proficient						
Unsatisfactory						
Not Tested						
Number of Students	3**		9**		5**	

No Data Available



Notes:

- * Indicates statistically significant change from previous year.
- ** Data not presented as fewer than 16 students are represented.
- Grades 5, 8, and 10 CSAP Science scores can only be displayed beginning with the 2007-08 school year, due to revised Science standards and CSAP scale scores in 2008.
- Federal changes to the 2010-11 collection of student race and ethnicity definitions may impact the trending of race and ethnicity data on this report between the school years 2009-10 and 2010-11.